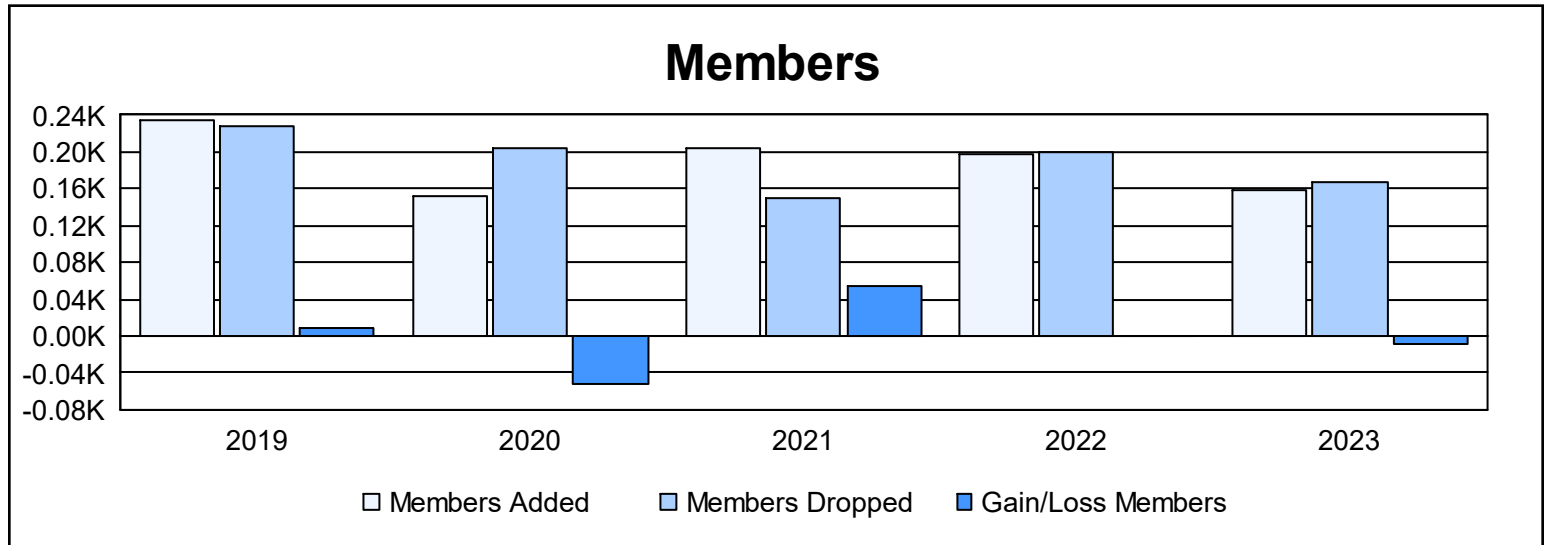
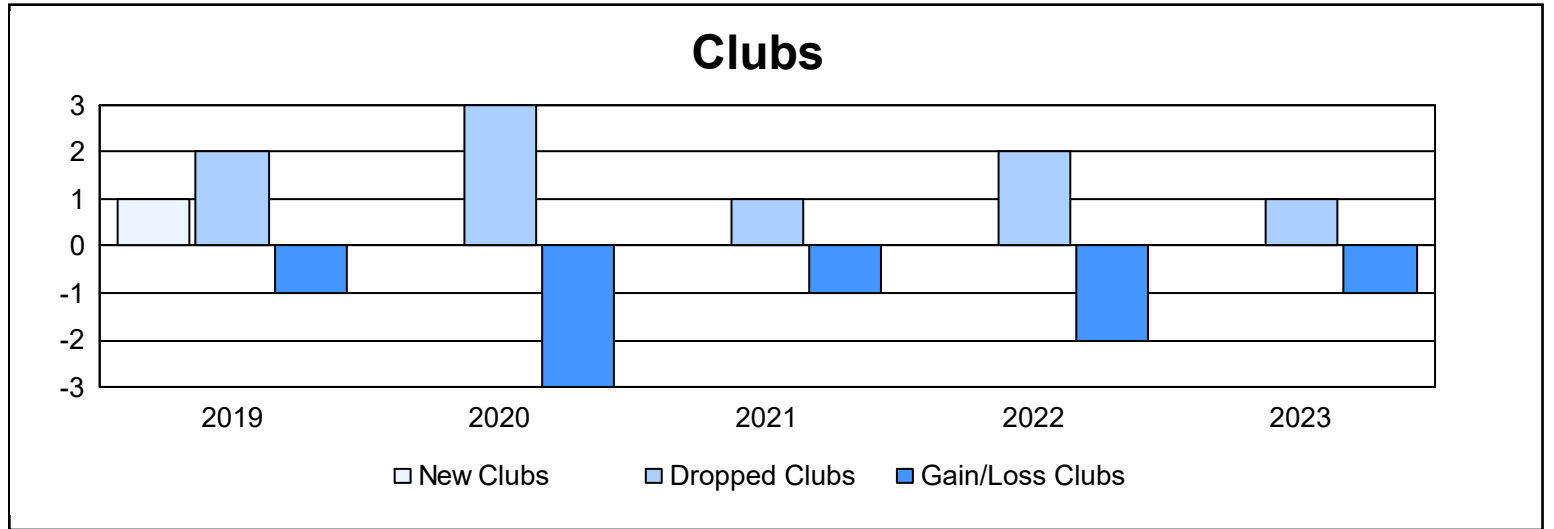
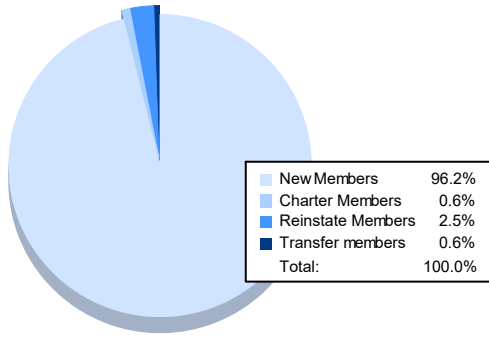


| Year           | New Clubs | Dropped Clubs | Gain/ Loss Clubs | New Members | Charter Members | Reinstate Members | Transfer Members | Total Member Added | Total Members Dropped | Gain/ Loss Members |
|----------------|-----------|---------------|------------------|-------------|-----------------|-------------------|------------------|--------------------|-----------------------|--------------------|
| 2018-2019      | 1         | 2             | -1               | 152         | 33              | 45                | 5                | 235                | 227                   | 8                  |
| 2019-2020      | 0         | 3             | -3               | 127         | 1               | 5                 | 19               | 152                | 205                   | -53                |
| 2020-2021      | 0         | 1             | -1               | 161         | 12              | 21                | 10               | 204                | 150                   | 54                 |
| 2021-2022      | 0         | 2             | -2               | 167         | 2               | 27                | 2                | 198                | 199                   | -1                 |
| 2022-2023      | 0         | 1             | -1               | 152         | 1               | 4                 | 1                | 158                | 167                   | -9                 |
| <b>Average</b> | <b>0</b>  | <b>2</b>      | <b>-2</b>        | <b>152</b>  | <b>10</b>       | <b>20</b>         | <b>7</b>         | <b>189</b>         | <b>190</b>            | <b>0</b>           |



### Membership Composition June 2023 Cumulative



### Gender Composition June 2023 Cumulative

